

AERO 422: Active Controls for Aerospace Vehicles

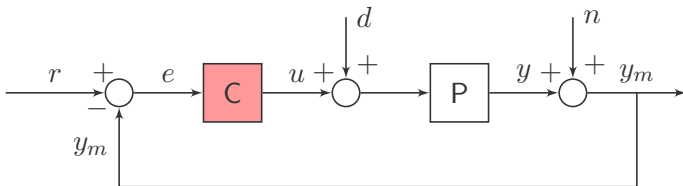
Introduction

Raktim Bhattacharya

Laboratory For Uncertainty Quantification
Aerospace Engineering, Texas A&M University.

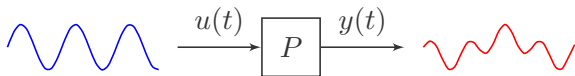
Preliminaries

- Signals & Systems
- Laplace transforms
- Transfer functions – from ordinary **linear** differential equations
- System interconnections
- Block diagram algebra – simplification of interconnections
- General feedback control system interconnection.



Signals & Systems

Signals & Systems

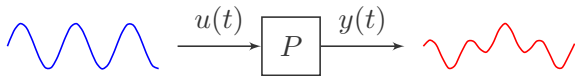


- Actuator applies $u(t)$
- Sensor provides $y(t)$

- Feedback controller takes $y(t)$ and determines $u(t)$ to achieve desired behavior
- The controller is typically implemented as software, running in a micro controller

- Imperfections exist in real world
 - ▶ *sensors have noise*
 - ▶ *actuators have irregularities*
 - ▶ *plant P is not fully known*

System Response to $u(t)$



Given plant P and input $u(t)$, what is $y(t)$?

- P is defined in terms of **ordinary differential equations**
- $y(t)$ is the forced + initial condition response.

Linear Dynamics

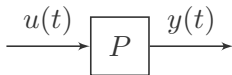
$$m\ddot{x} + c\dot{x} + kx = u(t) \text{ dynamics}$$
$$y(t) = x(t) \text{ measurement}$$

Nonlinear Dynamics

$$\ddot{x} - \mu(1 - x^2)\dot{x} + x = u(t) \text{ dynamics}$$
$$y(t) = x(t) \text{ measurement}$$

In this class we focus on linear systems

Linear Systems



- Dynamics is defined by linear ordinary differential equation
- Super position principle applies

$$\begin{aligned} u_1(t) &\mapsto y_1(t) \\ u_2(t) &\mapsto y_2(t) \end{aligned} \implies (u_1(t) + u_2(t)) \mapsto (y_1(t) + y_2(t))$$

Laplace Transforms

Laplace Transforms

Given signal $u(t)$, Laplace transform is defined as

$$\mathcal{L}\{u(t)\} := \int_0^{\infty} u(t)e^{-st} dt$$

Exists when

$$\lim_{t \rightarrow \infty} |u(t)e^{-\sigma t}| = 0, \text{ for some } \sigma > 0$$

Very useful in studying linear dynamical systems and designing controllers

Properties Laplace Transforms

Linear operator

■ Additive

$$\begin{aligned}\mathcal{L}\{u_1(t) + u_2(t)\} &= \int_0^{\infty} (u_1(t) + u_2(t)) e^{-st} dt \\ &= \int_0^{\infty} u_1(t) e^{-st} dt + \int_0^{\infty} u_2(t) e^{-st} dt \\ &= \mathcal{L}\{u_1(t)\} + \mathcal{L}\{u_2(t)\}\end{aligned}$$

■ Superposition

$$\mathcal{L}\{au(t)\} = a\mathcal{L}\{u(t)\}, \quad a \text{ is a constant}$$

Properties (contd.)

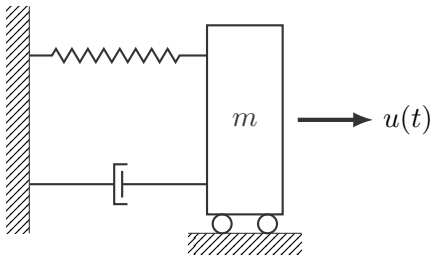
1. $U(s) := \mathcal{L}\{u(t)\}$
2. $\mathcal{L}\{au_1(t) + bu_2(t)\} = a\mathcal{L}\{u_1(t)\} + b\mathcal{L}\{u_2(t)\} = aU_1(s) + bU_2(s)$
3. $\frac{1}{s}U(s) \iff \int_0^t u(\tau)d\tau$
4. $U_1(s)U_2(s) \iff u_1(t) * u_2(t)$ Convolution
5. $\lim_{s \rightarrow 0} sU(s) \iff \lim_{t \rightarrow \infty} u(t)$ Final value theorem
6. $\lim_{s \rightarrow \infty} sU(s) \iff u(0^+)$ Initial value theorem
7. $-\frac{dU(s)}{ds} \iff tu(t)$
8. $\mathcal{L}\left\{\frac{du}{dt}\right\} \iff sU(s) - u(0)$
9. $\mathcal{L}\{\ddot{u}\} \iff s^2U(s) - su(0) - \dot{u}(0)$

Important Signals

1. $\mathcal{L}\{\delta(t)\} = 1$ $\delta(t)$ is impulse function
2. $\mathcal{L}\{1(t)\} = \frac{1}{s}$ $1(t)$ is unit step function at $t = 0$
3. $\mathcal{L}\{t\} = \frac{1}{s^2}$
4. $\mathcal{L}\{\sin(\omega t)\} = \frac{\omega}{s^2 + \omega^2}$
5. $\mathcal{L}\{\cos(\omega t)\} = \frac{s}{s^2 + \omega^2}$

Transfer Functions

Spring Mass Damper System



Equation of Motion

$$m\ddot{x} + c\dot{x} + kx = u(t)$$

Take $\mathcal{L}\{\cdot\}$ on both sides

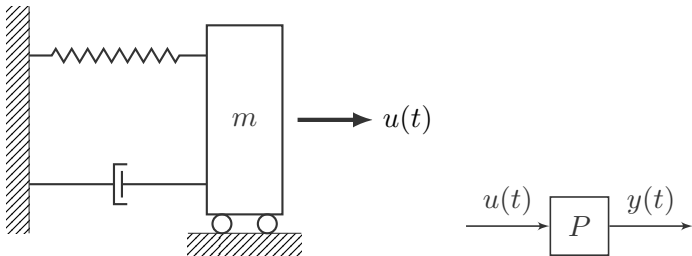
$$\mathcal{L}\{m\ddot{x} + c\dot{x} + kx\} = \mathcal{L}\{u(t)\}$$

$$m\mathcal{L}\{\ddot{x}\} + c\mathcal{L}\{\dot{x}\} + k\mathcal{L}\{x\} = \mathcal{L}\{u(t)\}$$

$$m(s^2X(s) - sx(0) - \dot{x}(0)) + c(sX(s) - x(0)) + kX(s) = U(s)$$

$$(ms^2 + cs + k)X(s) = U(s) \quad \dot{x}(0) \text{ and } x(0) \text{ are assumed to be zero}$$

Transfer Function



$$(ms^2 + cs + k)X(s) = U(s) \implies \frac{X(s)}{U(s)} = \frac{1}{ms^2 + cs + k}$$

Choose output $y(t) = x(t) \implies Y(s) = X(s)$.

Therefore

$$P(s) := \frac{Y(s)}{U(s)} = \frac{1}{ms^2 + cs + k} \text{ Transfer function}$$

Transfer Function (contd.)

In general

$$P(s) = \frac{N(s)}{D(s)}$$

where $N(s)$ and $D(s)$ are polynomials in s

- Roots of $N(s)$ are the **zeros**
- Roots of $D(s)$ are the **poles** – determine stability

Response to $u(t)$

Given

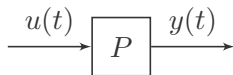
- input signal $u(t)$ and transfer function $P(s)$.

Determine

- output response $y(t)$

1. Laplace transform

$$U(s) := \mathcal{L}\{u(t)\}$$



2. Determine $Y(s) := P(s)U(s)$

3. Laplace inverse

$$y(t) := \mathcal{L}^{-1}\{Y(s)\} = \mathcal{L}^{-1}\{P(s)U(s)\}$$

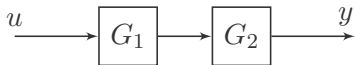
System Interconnection

Block Diagram

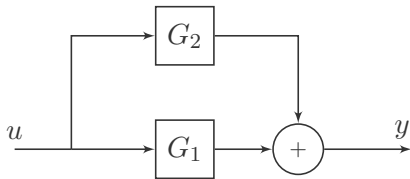
Representation of System Interconnections

- Series
- Parallel
- Feedback
- A simple example
- A complex example

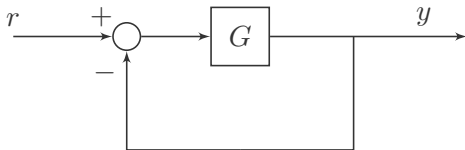
Series Connection



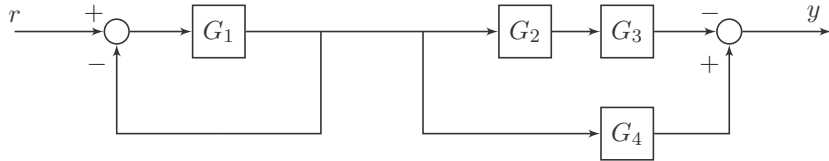
Parallel Connection



Feedback Connection



Simple Example



Complex Example

